


Dehumidifier Consorb **CZ-082/102/102 L/104**



Dehumidifying capacity at 20°C / 60% RH
22 - 65 kg/h

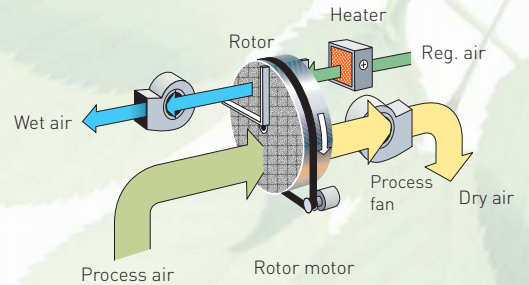
Dry air flow
3200 - 8000 m³/h

- ↘ Washable rotor
- ↘ No desiccant carry-over
- ↘ Suitable for high ambient water contents
- ↘ Long lifetime
- ↘ Excellent deep drying ability



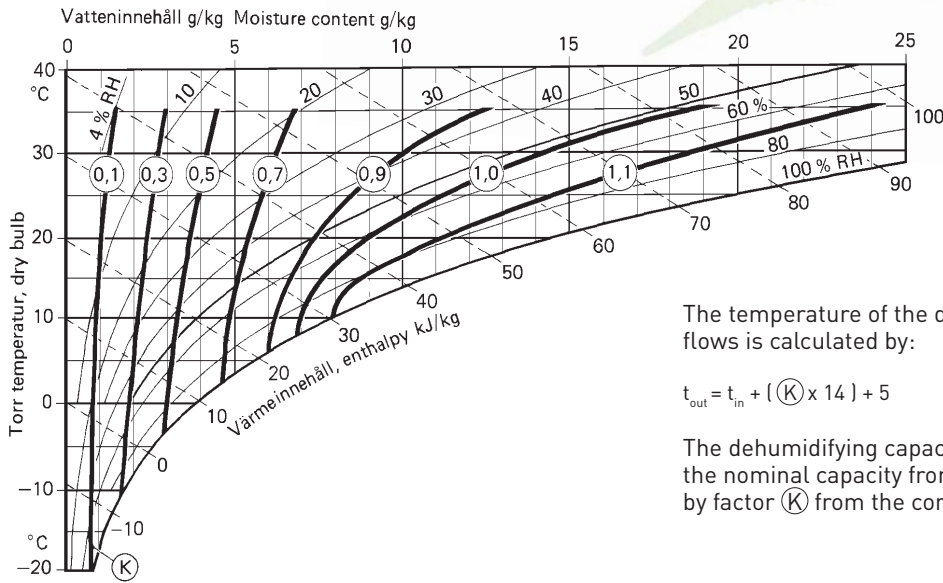
TECHNICAL DATA

Dehumidifier model	CZ-082	CZ-102	CZ-102L	CZ-104
Nominal capacity ¹ (kg/h)	22	36	50	65
Dry air flow ² (m ³ /h)	3200	5200	7200	8000
at static pressure (Pa)	200	200	200	200
Wet air flow ² (m ³ /h)	850	1400	2000	2500
at static pressure (Pa)	200	200	200	200
Heater power ³ (kW)	30	50	74	95
Max. electric consumption (kW)	34.1	54.5	81.7	106.5
Supply fuse 3x400V 50Hz (A)	63	100	160	200
Weight (kg)	600	800	850	900



- ¹ Valid for inlet conditions 20°C/ 60% RH. For other inlet conditions the capacity can be calculated by using the diagram shown below.
- ² Volume flow for density 1.20 kg/m³.
- ³ Electric reactivation heater is standard. Steam and hot water is optional.

CORRECTION DIAGRAM

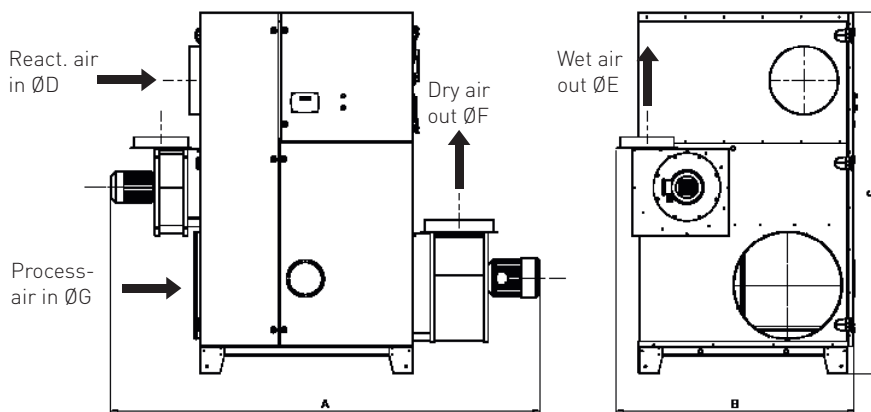


The temperature of the dry air at nominal air flows is calculated by:

$$t_{out} = t_{in} + (K \times 14) + 5$$

The dehumidifying capacity is estimated as the nominal capacity from above, multiplied by factor (K) from the correction diagram.

DIMENSIONS



CZ	82	102	102L	104
A	2370	2510	2551	2890
B	1065	1375	1375	1265
C	1905	2105	2105	2105
D	Ø250	Ø400	Ø400	Ø400
E	Ø160	Ø315	Ø315	Ø315
F	Ø400	Ø400	400x940	350x840
G	Ø400	Ø630	Ø630	Ø630